



Welcome to Class 2 !

Mrs Staff
Ms Simmonds
will be working in Class 2

(Mrs Norton will continue to lead PE, usually on
Monday and Friday afternoons)





Summercourt Academy KS1

Class: 2 Yr: 1/2

	8:45–9:00	9.00-9.45	9.45-10:30		10:45-11.45	11:45-12.00		13:00-13:15	13:15–14:00	14:00–14:45	14:45–15:00	15:00-15:15	
Mon	Register Number Fluency	Y2 - Reading/ Spelling Y1 -Phonics	Y1/Y2 Writing	Break	Maths + Arithmetic	Mastering Number KS1	Lunch	PE		Phonics Flash Handwriting Teaching	Music	Class Assembly	Class Story
Tues	Register Number Fluency	Y2 - Reading/ Spelling Y1 -Phonics	Y1/Y2 Writing	Break	Maths + Arithmetic	Mastering Number KS1	Lunch	Phonics Flash Handwriting Teaching	Science (Y1 continuous provision)	Run a mile	Science (Y1 continuous provision)	14:45–15:00 Hos Assembly	15:00-15:15 Class Story
Wed	Register Number Fluency	Y2 - Reading/ Spelling Y1 -Phonics	Y1/Y2 Writing	Break	Maths + Arithmetic	Mastering Number KS1	Lunch	Phonics Flash Handwriting Teaching	History/ Geography (Y1 continuous provision)		History/ Geography (Y1 continuous provision)	14:45-15:00 Celebration Assembly	15:00-15:15 Class Story
Thu	Register Number Fluency	Y2 - Reading/ Spelling Y1 -Phonics	Y1/Y2 Writing	Break	Maths + Arithmetic	Mastering Number KS1	Lunch	Phonics Flash Handwriting Teaching	Computing	Run a mile	Art/DT		15:00-15:15 Class Story
Fri	Register Number Fluency	Y2 - Reading/ Spelling Y1 -Phonics	Y1/Y2 Writing		Maths + Arithmetic	Mastering Number KS1		Phonics Flash Handwriting Teaching	Jigsaw			PE	

This is a working document and it is subject to change.
Our cleaning routine is not included in this timetable.

Lunches, Snacks and Water

- Children can choose from the School Lunch Menu or bring a Homemade Healthy Packed Lunch.
- Lunch time arrangement: Eat lunch first (about 30 minutes), play when they have finished.
- Free fruit is provided for KS1. Cool milk can be ordered in advance with the office.
- Healthy tuck can be brought in, from home, as a snack for break times. (NO NUTS)
- Children need to bring in their water bottle everyday.

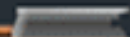

Homework

Reading (**daily**) – practice both fluency and comprehension

Maths (weekly) – Mastering Number at home (more on this later)



Spelling homework: More on this in a bit.

Additional homework may occasionally be set if children need further practice with a particular skills or work in class.





Reading at school

- Phonics: R.W.I programme
- High quality texts used in English lessons and across the curriculum
- Accelerated Reader (after graduated from RWI)
- DERIC X 2 weekly
- 1:1 reading with an adult when possible
- Phonics interventions
- Class stories




Homework - Reading

- Children have been given a **Reading** record each, which may include their RWI books or an AR book – please ensure these are in school everyday. (Appropriate bag)
- Your child will learn HOW to read during Phonics and Guided reading sessions in class.
- These skills will then be practiced at home - little and often, (10 mins daily is a good aim). We want children to enjoy reading and sharing books with you!
- **Reading Record** – Please sign your child's record daily to celebrate the reading that is taking place at home. Please indicate which page is next or if the book is finished so we can remind them to change their book; You may want to note any success and/or difficulties.

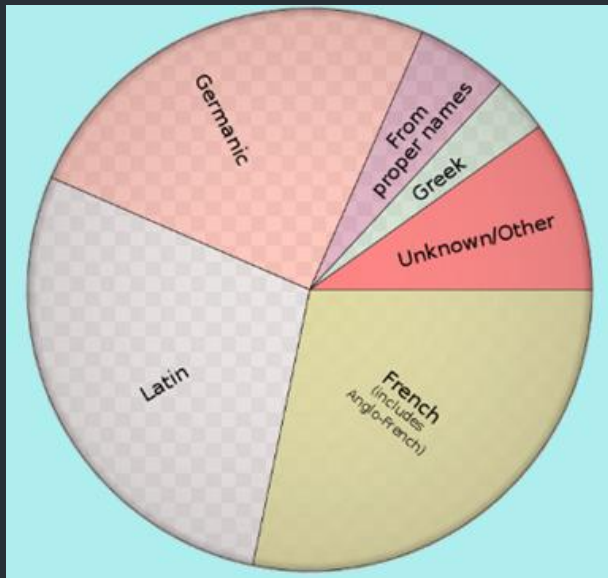


Homework - Reading

- We check the children's reading records daily. If you have any questions or comments regarding reading, please do record them here and we will get back to you as quickly as possible.
- We will be endeavour to tick/answer your comment (in pink pen) daily to show that we have seen it.
- When they have finished an AR book, children will take a quiz to check their understanding.
- Changing of books: children can change their books any day, once they have finished reading their book.



Spelling



- Lots of children (and adults!) find spelling tricky because English is a real melting pot of languages.
- Modern English is based on a least forty sounds but the alphabet has only twenty-six letters.
- A lot of the English language is no longer phonetic in spelling. This means that in many cases that which is written is not what is said. Pronunciations have significantly changed over the centuries, while spellings have not kept up or have not changed at all.
- The spelling of knight, for example, reflects the way that it was spoken centuries ago when there were almost no "silent letters."

Spelling

question:

1. their our know rules

eye sea what yew did they're

my eyes are burning

know know know, its eye sea **watt** yew did their, knot what. Due
it write

eye wood dew it write butt eye dew knot wont two

- Heard looks like Beard but sounds like Bird
- Dead looks like Bead but sounds like Bed
- Meat looks like Great but sounds like Sweet
- Moth looks like Mother but sounds like Cloth
- Dear looks like Pear but sounds like Beer

Spelling – How do we teach it?

Spelling:

Learning common letter strings

- | | | |
|-----------|---------|---------|
| 1. foot | boot | root |
| 2. enough | through | tough |
| 3. love | glove | move |
| 4. match | watch | catch |
| 5. moth | broth | both |
| 6. one | bone | cone |
| 7. crow | now | flow |
| 8. height | eight | weight |
| 9. bought | thought | drought |

Absorbing spelling through reading



Consciously learning specific spellings



Spelling

Statutory Spellings:



Year 1

the	they	one
a	be	once
do	he	ask
to	me	friend
today	she	school
of	we	put
said	no	push
says	go	pull
are	so	full
were	by	house
was	my	our
is	here	
his	there	
has	where	
I	love	
you	come	
your	some	



Year 2

door	gold	plant	clothes
floor	hold	path	busy
poor	told	bath	people
because	every	hour	water
find	great	move	again
kind	break	prove	half
mind	steak	improve	money
behind	pretty	sure	Mr
child	beautiful	sugar	Mrs
children	after	eye	parents
wild	fast	could	Christmas
climb	last	should	everybody
most	past	would	even
only	father	who	
both	class	whole	
old	grass	any	
cold	pass	many	

Children are expected to be able to confidently spell all of these words by the end of year 2!
This list is included inside your child's reading record.

Homework – Spelling

- For the children who have graduated from RWI.

Week 1 The sounds /n/ spelt 'kn' and less often 'gn' at the beginning of words	Week 2 The sounds /r/ spelt 'wr' at the beginning of words	Week 3 The sound /s/ spelt 'c' before e, i and y	Week 4 The sound /j/ spelt with '-dge' and '-ge' at the end of words	Week 5 The sound /j/ often spelt with g before e, i and y. The sound /j/ always spelt with 'j' before a, o and u	Week 6 Common Exception Words
knock	write	race	badge	gem	door*
know	written	ice	edge	giant	floor*
knee	wrote	cell	bridge	magic	again*
knitting	wrong	city	dodge	giraffe	wild*
knife	wrap	fancy	fudge	energy	children*
gnat	wrist	face	age	jacket	climb*
gnaw	wreck	space	huge	jar	parents*
gnash	wrestle	bicycle	change	jog	most*
gnome	wriggle	circle	charge	join	only*
gnarled	wren	spicy	village	adjust	both*

Homework – Spelling

- Children will not be completing traditional spelling tests. More of a spelling check and discussion.
- We will no longer be sending home a spelling score.

Learning number facts

Reception

Year 1

Year 2

+	0	1	2	3	4	5	6	7	8	9	10
0	0+0	0+1	0+2	0+3	0+4	0+5	0+6	0+7	0+8	0+9	0+10
1	1+0	1+1	1+2	1+3	1+4	1+5	1+6	1+7	1+8	1+9	1+10
2	2+0	2+1	2+2	2+3	2+4	2+5	2+6	2+7	2+8	2+9	2+10
3	3+0	3+1	3+2	3+3	3+4	3+5	3+6	3+7	3+8	3+9	3+10
4	4+0	4+1	4+2	4+3	4+4	4+5	4+6	4+7	4+8	4+9	4+10
5	5+0	5+1	5+2	5+3	5+4	5+5	5+6	5+7	5+8	5+9	5+10
6	6+0	6+1	6+2	6+3	6+4	6+5	6+6	6+7	6+8	6+9	6+10
7	7+0	7+1	7+2	7+3	7+4	7+5	7+6	7+7	7+8	7+9	7+10
8	8+0	8+1	8+2	8+3	8+4	8+5	8+6	8+7	8+8	8+9	8+10
9	9+0	9+1	9+2	9+3	9+4	9+5	9+6	9+7	9+8	9+9	9+10
10	10+0	10+1	10+2	10+3	10+4	10+5	10+6	10+7	10+8	10+9	10+10

Mastering Number

Home project

Maths


Apart from homework, activities to practice Maths at home:

- For fluency: Practice regularly with your child:
 - counting (forwards and especially backwards) in 1s, 2s, 5s, 10s
 - number facts within 20 (see table on the next slide)
- Play board games (any games with dice)
- Counting money with different coins
- Telling the time
 - o'clock, half past (Y1),
 - quarter past, quarter to and in 5-minute intervals (Y2)
- Sharing food into equal parts (division and fraction: halves, quarters, thirds)
- Cooking, measuring, reading measurements

Rewards and Sanctions

We believe in praising
positive behaviour and hard work!

- Summercourt expectations (Be safe, be respectful and be ready)
- Summercourt tokens
- Stickers
- Achievers' assembly and certificates
- Phone calls and chats with parents





Autumn Term
Class 2



Literacy

Reading:

Phonics and decoding. Children will learn different spellings (graphemes) of the same sound (phoneme) (e.g. the /ee/ sound can be spelt ee, ea, ey, or y). Children will also learn to read multi-syllable words.

Comprehension: Children will learn to retrieve and recall information from a text. They learn to explain the meaning of words in contexts and to order a sequence of events in a narrative.

Writing:

The Place Value of Punctuation and Grammar – Nouns, verbs and single clause sentences.

Non-chronological reports based on dragons

Narrative based on Jack and the Beanstalk

Class Books: Six dinner Sid, Sharing a shell and a variety of traditional stories.

Science

- Identify and name everyday **materials**, knowing the difference between an object and the material it is made of.
- Describe simple physical properties of a range of everyday materials.
- Compare and group materials on the basis of the simple physical properties.
- Carry out investigations on materials using scientific methods and skills.
- Identify and compare the suitability of a range of everyday materials for particular uses.
- Investigate how materials change shape.
- Observe and describe weather associated with the seasons and how day length varies across 4 seasons.

Maths

- Read and write numbers to 20 (Y1) and to 100 (Y2).
- Count, compare, order 1 and 2 digit numbers, including placing them on a blank number line
- Represent and partition numbers in different ways.
- Add and subtract numbers:
 - 1 digit and 1 digit (including adding 3 single digit numbers)
 - 2 digit and 1 digit numbers
 - 2 digit and multiples of 10
 - 2 digit and 2 digit numbers
- Solve problems involving numbers, place value, addition and subtraction.

Other curriculum areas

History: Learn about The Great Fire of London using different sources. How does the event effect the way houses are built designs today?

Geography: Local area – Where do we live?

Art/DT: Creatively design and make a Tudor house using a range of materials. Evaluate and develop practical and artistic techniques. Drawing skills. Draw lines and shapes. Explore spirals. Mix and blend colours.

ICT: Internet safety: Use technology safely and respectfully. Children learn to recognise technology around us and how to use a computer responsibly.


Music: Explore Old Style Hip-hop and Reggae music. Learn how pulse, rhythm and pitch work together. Learn to sing Christmas songs.

RE: Who is Muslim and how do they live?
Why does Christmas matter to Christians?
INCARNATION

Jigsaw (PSHE): Puzzle 1,2: *Being Me in my world* and *Celebrating Difference*

P.E: Fundamental skills , Gymnastic, swimming and dance

Curriculum



General Reminders

- Ensure your child has correct Uniform and PE kit
- (PE is on a Monday and Friday afternoon)
- (Uniform guidance are on school website)
- Names in all clothes and belongings
- No personal pencil cases and toys
- Medical needs up to date – please ask me for a form if you need one.

Thank you for your support!

Any questions?