

Welcome to Class 4!


Miss Job

&

Mrs Canning

will be working in Class 4

(Mrs Norton will continue to lead PE on Thursdays and
Fridays and Mrs Lowry will be in class on Friday
afternoon)



This Powerpoint will inform you about:

- Timetable and routines
- Home learning



Class 4 Weekly Timetable

Mon	8:45–9:00 Register <u>SPaG starter</u>	9:00–9:15 Spelling	9:15–9:45 Reading	9:45–10:30 Writing	Break	10:45–11:00 Mastering number	11:00–12:00 Maths + Arithmetic	Lunch	13:00–13:15 Handwriting	13:15–14:00 Science	Run a mile	14:00–14:45 Science	14:45–15:00 Class Assembly	15:00–15:15
Tues	8:45–9:00 Register <u>SPaG starter</u>	9:00–9:15 Spelling	9:15–9:45 Reading	9:45–10:30 Writing	Break	10:45–11:45 Mastering number	11:45–12:00 Maths + Arithmetic	Lunch	13:00–13:15 Handwriting	13:15–14:00 History / Geography	Run a mile	14:00–14:45 History / Geography	14:45–15:00 <u>HoS</u> Assembly	15:00–15:15
Wed	8:45–9:00 Register <u>SPaG starter</u>	9:00–9:15 Spelling	9:15–9:45 Reading	9:45–10:30 Writing	Break	10:45–11:45 Mastering number	11:45–12:00 Maths + Arithmetic	Lunch	13:00–13:15 Handwriting	13:15–14:00 French / Computing	Run a mile	14:00–14:45 Art / D.T.	14:45–15:00 Celebration Assembly	15:00–15:15
Thurs	8:45–9:00 Register <u>SPaG starter</u>	9:00–9:15 Spelling	9:15–9:45 Reading	9:45–10:30 Writing	Break	10:45–11:45 Mastering number	11:45–12:00 Maths + Arithmetic	Lunch	13:00–13:15 Handwriting	13:15–14:00 P.E.	Run a mile	14:00–14:45 PSHE	14:45–15:00 Class Assembly	15:00–15:15
Fri	8:45–9:00 Register <u>SPaG starter</u>	9:00–9:15 Spelling	9:15–9:45 Reading	9:45–10:30 Writing	Break	10:45–11:45 Mastering number	11:45–12:00 Maths + Arithmetic	Lunch	13:00–13:15 Handwriting	13:15–14:00 P.E.	Run a mile	14:00–14:45 Music (AL lead)	14:45–15:00 Class Assembly	15:00–15:15

This is a working document and it is subject to change.

Lunches, Snacks and Water

- Children can choose from the School Lunch Menu or bring in a homemade healthy Packed Lunch
- Lunch time arrangement: playtime outside first, then children are called in to have their lunch.
Children return outside to play when they finish eating
- A healthy snack can be brought in for break times (no nuts).
- Children need to bring in their water bottle everyday. In Class 4, children keep their water bottles on their desks.

Homework

- Ideally, your child should complete 5-10 minutes practise a day, at least 5 times a week, for each reading, spelling and x-tables.
- 30 minutes sounds like a lot of time however there are lots of ways you can incorporate homework into your day!

Homework - Reading

- Please sign your child's reading record daily to celebrate the reading that is taking place at home.
- We check the children's reading records daily. If you have any questions or comments regarding homework, please do record them here and we will get back to you as quickly as possible.
- We will tick/answer your comment in pink pen to show that we have seen it.
- When they have finished their book, children will take a quiz to check their understanding.

Homework – Times Tables

- Your child should practice their times tables at home on times table rockstars.
- Questions will be tailored to your child through times table rockstars and I will set specific times tables when necessary.



Homework – Spelling

- This year, we will be following the Place Value of Spelling scheme of learning.
- One spelling sheet will go home each half term and there will be a weekly spelling test on Mondays.
- This will be sent home on Monday.
- The spellings can also be found on the Class 4 page on the school website.

Homework – Spelling.



Year 5 Spelling Homework Autumn 1 2025

To help support your child's spelling progress at home, please practice these weekly spellings together. Each week, children will take part in a low-stakes "Spell It Out" check to monitor their progress. This homework is optional, but it would be fantastic if it could be completed regularly to reinforce their learning.

WEEK 1: WC 15.09

WEEK 2: WC 22.09

WEEK 3: WC 29.09

WEEK 4: WC 06.10

WEEK 5: WC 13.10

WEEK 6: WC 20.10

WC 27.10: Half Term

Week 1 Words with endings that sound like /shuhs/ spelt with -cious	Week 2 Words with endings that sound like /shuhs/ spelt with -tious or -ious	Week 3 Words with the short vowel sound /i/ spelt with y	Week 4 Words with the long vowel sound /i/ spelt with y	Week 5 Homophones & near homophones	Week 6 Homophones & near homophones
vicious	ambitious	symbol	apply	past	farther
gracious	cautious	mystery	supply	passed	father
spacious	fictitious	lyrics	identify	proceed	guessed
malicious	infectious	oxygen	occupy	precede	guest
precious	nutritious	symptom	multiply	aisle	heard
conscious	contentious	physical	rhyme	isle	herd
delicious	superstitious	system	cycle	aloud	led
suspicious	pretentious	typical	python	allowed	lead
atrocious	anxious	crystal	hygiene	affect	mourning
ferocious	obnoxious	rhythm	hyphen	effect	morning


Objectives that are in pink are a

Y5/Y6 statutory requirement and individual words highlighted pink are from the Y5/Y6 statutory spelling list. The additional sets either: revise previously visited spelling rules from lower year groups; practise a spelling rule linked to a Y5/Y6 statutory spelling word or relate to a word, sentence or punctuation objective from the English Appendix 2 of the NC 2014. Each set of spellings contains 10 words linked to the objective.

Reading

Reading at School



- High quality texts used in English lessons and across the curriculum
- Accelerated Reader
- ERIC X 2 weekly
- X 3 comprehension crusher sessions



Reading

Reading at Home

- Reading to an adult as much as possible (10 mins daily is a good aim)
- Listening to your child read each day will help support their progress in all areas of the curriculum.
- Please sign your child's reading record daily to celebrate their home reading and also note any success and/or difficulties.
- Adults in school will tick reading records in a pink pen to show it has been seen.



Maths

National curriculum requirements:

Children are expected to know multiplication and division facts for the following multiplication tables:

By the end of Year 2: Multiplication and division facts for the 2, 5 and 10 multiplication tables


By the end of Year 3: Multiplication and division facts for the 3, 4 and 8 multiplication tables

By the end of Year 4: Multiplication and division facts for all multiplication tables, up to 12×12

Why are x tables so important?

- Having a strong grasp of times tables facts is crucial in order for children to make progress across many areas of maths including:
- using short and long multiplication
- finding fractions of amounts
- converting between mixed number and improper fractions
- simplifying fractions
- calculating the area and perimeter of shapes
- algebra

In order to help your child make strong progress in maths, daily x-table practise is essential.



Rewards and Sanctions

We believe in praising
positive behaviour and hard work!

- Summercourt expectations (Be safe, be respectful and be ready)
- Summercourt tokens
- Class ticket system
- Achievers' assembly and certificates



General Reminders

- Ensure your child has correct Uniform and PE kit
- (PE is on a Thursday and Friday afternoon)
- (Uniform guidance is on the school website)
- Names in all clothes and belongings
- Medical needs up to date – please ask me for a form if you need one.

Curriculum

Science – The circulatory system and classification

History – The Mayan Empire

Geography - Biomes

Art- Set design

D.T. – Creating a biome

French – Classroom objects

Thank you for your support!

Any questions?

