



























W/C 22.06.2020: Learning Project - Around the World Online

Age Range: EYFS

Weekly Reading Tasks	Weekly Phonics Tasks
<p><b>Monday-</b> Listen to stories from around the world - including: <a href="#">Handa's Surprise</a>, <a href="#">The Tiger's Child</a>, and <a href="#">If The World Were a Village</a>.</p> <p>Practise reading the following keywords (was, want, of what, they, we, so). Write them onto flash cards to use at home. You could make matching pair games, snap or maybe play hide and seek the key words.</p>	<p><b>Monday-</b> Ask your child if they can think of a fruit or vegetable for each letter of the alphabet i.e. a=apple, b=banana.</p> <p>Read, Write Inc–Please see the new Set 3 sound sheets (u-e, aw, are, ur, er).. Use these sheets in the same way as used previously. Practice saying the sound and the rhyme, reading the words and writing them in a sentence in your workbook. Aim to learn or practice one sound a day (one sheet). You can hear how to pronounce the sounds and have a go at reading some words using this tutorial. <a href="https://www.youtube.com/watch?v=n-Y4Ha4e7j4">https://www.youtube.com/watch?v=n-Y4Ha4e7j4</a></p> <p>Have a look at 'Ruth Miskin Training' on youtube: RWI Phonics Ruth Miskin This has a daily phonics lesson for Set 3 sounds.</p>
<p><b>Tuesday-</b> Ask your child to retell the story of Handa's Surprise in their own words once they are familiar with it.</p> <p>Read keywords for this week (see Monday).</p>	<p><b>Tuesday-</b> <a href="#">Play Odd and Bob</a>. Children sort real words and nonsense words by sounding out.</p> <p>Read, Write Inc–Please see the new Set 3 sound sheets (u-e, aw, are, ur, er).. Use these sheets in the same way as used previously. Practice saying the sound and the rhyme, reading the words and writing them in a sentence in your workbook. Aim to learn or practice one sound a day (one sheet). You can hear how to pronounce the sounds and have a go at reading some words using this tutorial. <a href="https://www.youtube.com/watch?v=n-Y4Ha4e7j4">https://www.youtube.com/watch?v=n-Y4Ha4e7j4</a></p> <p>Have a look at 'Ruth Miskin Training' on youtube: RWI Phonics Ruth Miskin This has a daily phonics lesson for Set 3 sounds.</p>
<p><b>Wednesday-</b> Follow the story <a href="#">All Are Welcome Here</a> with your child. Discuss how your child's school makes everybody feel welcome.</p> <p>Read keywords for this week (see Monday).</p>	<p><b>Wednesday-</b> ck,e,u,r,h,b Read and Race game - practise letter sounds, use phonic knowledge to blend the sounds together.</p> <p>Read, Write Inc–Please see the new Set 3 sound sheets (u-e, aw, are, ur, er).. Use these sheets in the same way as used previously. Practice saying the sound and the rhyme, reading the words and writing them in a sentence in your workbook. Aim to learn or practice one sound a day (one sheet). You can hear</p>

	<p>how to pronounce the sounds and have a go at reading some words using this tutorial. <a href="https://www.youtube.com/watch?v=n-Y4Ha4e7j4">https://www.youtube.com/watch?v=n-Y4Ha4e7j4</a></p> <p>Have a look at 'Ruth Miskin Training' on youtube: RWI Phonics Ruth Miskin This has a daily phonics lesson for Set 3 sounds.</p>																								
<p><b>Thursday-</b> Read the story of Handa's Surprise again. Look at the features of capital letters to start sentences, capital letters for names and also full stops and exclamation marks. – Cut the story up into cards – ask your child to sequence the cards in the correct order and retell the story.</p> <p>Read keywords for this week (see Monday).</p>	<p><b>Thursday-</b> Encourage your child to read the caption using their phonic knowledge and match to the pictures.</p> <table><tr><td></td><td>•</td><td>a cat on a bed</td><td></td><td>•</td><td>go to the log hut</td></tr><tr><td></td><td>•</td><td>to the top of the hill</td><td></td><td>•</td><td>a hot hob</td></tr><tr><td></td><td>•</td><td>get off the bus</td><td></td><td>•</td><td>sit back to back</td></tr><tr><td></td><td>•</td><td>no lid on the pan</td><td></td><td>•</td><td>a duck and a hen</td></tr></table> <p>Read, Write Inc–Please see the new Set 3 sound sheets (u-e, aw, are, ur, er).. Use these sheets in the same way as used previously. Practice saying the sound and the rhyme, reading the words and writing them in a sentence in your workbook. Aim to learn or practice one sound a day (one sheet). You can hear how to pronounce the sounds and have a go at reading some words using this tutorial. <a href="https://www.youtube.com/watch?v=n-Y4Ha4e7j4">https://www.youtube.com/watch?v=n-Y4Ha4e7j4</a></p> <p>Have a look at 'Ruth Miskin Training' on youtube: RWI Phonics Ruth Miskin This has a daily phonics lesson for Set 3 sounds.</p>		•	a cat on a bed		•	go to the log hut		•	to the top of the hill		•	a hot hob		•	get off the bus		•	sit back to back		•	no lid on the pan		•	a duck and a hen
	•	a cat on a bed		•	go to the log hut																				
	•	to the top of the hill		•	a hot hob																				
	•	get off the bus		•	sit back to back																				
	•	no lid on the pan		•	a duck and a hen																				
<p><b>Friday-</b> Play memory games, 'I went to the market, I bought... The next person repeats the above sentence remembering the items bought already and adding a new one to the list each time. Use fruits like in Handa's Surprise.</p> <p>Read keywords for this week (see Monday).</p>	<p><b>Friday-</b> List countries from around the world e.g. Spain, Peru. Ask your child to identify the initial sound each country begins with. Can they identify other sounds e.g. S-p-ai-n?</p> <p>Read, Write Inc–Please see the new Set 3 sound sheets (u-e, aw, are, ur, er).. Use these sheets in the same way as used previously. Practice saying the sound and the rhyme, reading the words and writing them in a sentence in your workbook. Aim to learn or practice one sound a day (one sheet). You can hear how to pronounce the sounds and have a go at reading some words using this tutorial. <a href="https://www.youtube.com/watch?v=n-Y4Ha4e7j4">https://www.youtube.com/watch?v=n-Y4Ha4e7j4</a></p> <p>Have a look at 'Ruth Miskin Training' on youtube: RWI Phonics Ruth Miskin This has a daily phonics lesson for Set 3 sounds.</p>																								
<b>Weekly Writing Tasks</b>	<b>Weekly Maths Tasks- Doubling</b>																								
<p><b>Monday-</b> Encourage your child to look at the food in your kitchen and find out what countries some of it comes from. Search on a map for those countries. Help your child to trace the letter with which the name of those countries start.</p>	<p><b>Monday-</b> Double means 'twice as many' give your child the opportunity to build doubles using real objects. Mirrors are a fun way for children to 'double' the quantities they build. Encourage your child to say the doubles as they build them</p>																								

3.g. double 2 is 4. Provide examples of doubles and non-doubles for the children to sort and explain. 2 dice or dominoes provide a great way to look at doubles.



[White Rose Weekly Maths](#) [White Rose Maths](#) -click for Summer Term guidance.


**Tuesday-** After listening to the story Handa's Surprise, ask your child to name and draw different fruits that they know. Label them using describing words.

**Tuesday-** Tell a story of someone having trouble looking after two dogs who will not do what they are told. Then they get given two more dogs to look after – now they have four and they have 'double trouble'! What about if they have three dogs – how many would be double trouble? Ask your child to model doubling numbers upto 5 on their fingers and to select images to match the story numbers e.g. dominoes and dot patterns.

What do you notice about the numbers and their patterns?

What do you have to do when you double? How do you know a number is a double?

Allow the children to explore different ways to build doubles using real objects and practical equipment.



[White Rose Weekly Maths](#) [White Rose Maths](#) -click for Summer Term guidance.

**Wednesday-** Ask your child to play in role as Handa from Handa's Surprise. Ask them questions and they must answer as Handa e.g. 'Handa, what is your favourite fruit?' They might answer by saying 'My favourite fruit is tangerines. I was very excited to find lots of them'.

**Wednesday-** Sit opposite to your child, set out a small quantity of small items like pebbles. Ask your child to make the same quantity and therefore doubling it. You could use fingers to match.

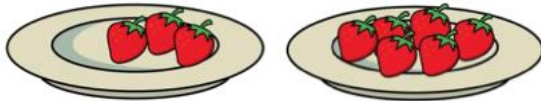



[White Rose Weekly Maths](#) [White Rose Maths](#) -click for Summer Term guidance.

**Thursday-** Your child can draw a picture of a suitcase and all the things they might take on holiday. **CHALLENGE:** Ask your child to label the items.

**Thursday** Halving

Show your child a plate of strawberries (or other small fruit). Explain that

	<p>you are going to share them into 2 equal groups so there will be half for you and half for your child. Put a handful straight onto each plate without counting – make sure one plate has more strawberries than the other. Ask if that is fair? Prompt your child to show you how to make it fair.</p> <p><b>Repeat with 3 and 4 plates</b></p>  <p>They could share out the cards or dominoes before playing a game. Prompt the children to notice that sometimes they can make equal groups and sometimes they have items left over.</p> <p><a href="#">White Rose Weekly Maths</a> <a href="#">White Rose Maths</a> -click for Summer Term guidance.</p>
<p><b>Friday-</b> Ask your child to pretend they are on holiday. Get them to make a postcard to send to someone at home. Ask your child to draw a picture of what they are doing on holiday. Can they make a list of what they are doing?</p>	<p><b>Friday-</b> Teddy Bear Picnic -Provide 2 teddy bears, 2 plates and small even quantities of loose parts to represent different food items. Ask your child to share out the loose parts fairly so that each teddy gets the same. What will happen if</p>  <p>another teddy joins the picnic?</p> <p><a href="#">White Rose Weekly Maths</a> <a href="#">White Rose Maths</a> -click for Summer Term guidance.</p>

### Learning Project - to be done throughout the week


The project this week aims to provide opportunities for your child to learn more about countries and cities around the world. Learning may focus on different cultures and traditions, famous landmarks, food and clothing.

#### Flags

- Look at flags from around the world. Discuss which are your child's favourites and why? Ask your child to design and make their own flag using 2d shapes.

#### Food Tasting

- Find some different foods/fruits from around the world and taste each one. These might include: pizza (Italy), curry (India) and taco (Mexican) or the fruits from the story Handa's Surprise. Your child can create a chart putting a tick next to each food they like and a cross next to the foods

Dishes from around the world.	✓ or X
 pizza	
 curry	
 Hot dog	

they dislike over the course of the week.

### **Pleasing Puppets**

- Make your own Handa's Surprise character puppet.



### **Where in the World?**

- Discuss with your child where your family comes from in the world. If you have them available, show your child photographs of where you, or their grandparents, grew up. This might be similar to where they live now or completely different. Encourage your child to think about the differences between the places. Share your family photographs on Twitter at [#TheLearningProjects](#) so children can compare their own family origins with others.

### **Mindfulness**

- Help your child find a safe space where they can lie down quietly with their eyes closed for a few minutes (this is a lovely activity to do outside if the weather is good).
- Ask them to take a few deep breaths to relax their body. Tell them to imagine they are on a magic carpet that can fly anywhere in the world. Where would they like to go? Will it be somewhere warm, or somewhere cold, or maybe they would like to travel into space. Encourage your child to imagine how it feels as the magic carpet lifts them off the ground and up into the sky. Can they feel the wind on their skin, hear the birds flying past or sense damp clouds moving close by? Tell them the magic carpet is now flying closer to the ground near their chosen destination. Ask them to imagine looking down over the edge of the carpet. What can they see? What can they hear? How does it make them feel?
- Encourage your child to take slow, deep breaths as they carry on their magical journey for as long as they like.
- If your child finds it difficult to close their eyes and imagine somewhere else in the world, you could show them some photographs, or pictures in a book, and then try the activity again.

## **STEM Learning Opportunities #sciencefromhome**

### **Engineering Around the World – Bridges**

- A bridge helps people move over obstacles like a river, a valley or a busy road. The world's longest bridge is in China and is 164.8km long. It would take more than two days to walk the length of this bridge. Do you have any bridges near your home? What do they look like?
- Try building a bridge out of paper, Lego or any other building materials you might have at home. Your bridge needs to be big enough for a toy car or small toy to travel over.

## **Additional learning resources parents may wish to engage with**

[White Rose Maths](#) online maths lessons. Watch a lesson video and complete the worksheet (can be downloaded and completed digitally).

[Numbots](#). Your child can access this programme with their school login.

[IXL](#) Click on Maths, Reception. There are interactive games to play and guides for parents.

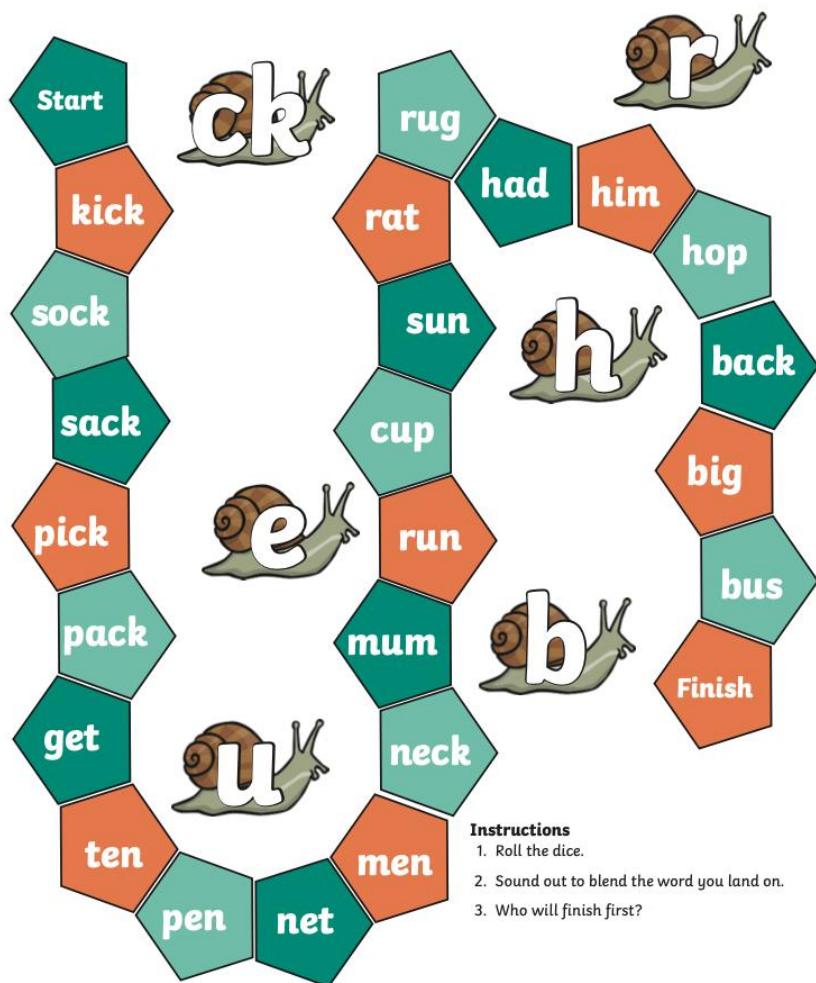
[Talk for Writing Home-school Booklets](#) are an excellent resource to support your child's speaking and listening, reading and writing skills.

[www.robinhoodMAT.co.uk](http://www.robinhoodMAT.co.uk)

# Countries' Flags and Capitals

 Afghanistan Kabul	 Albania Tirana	 Algeria Algiers	 Andorra Andorra la Vella	 Angola Luanda	 Argentina Buenos Aires	 Armenia Yerevan	 Australia Canberra	 Austria Vienna	 Azerbaijan Baku	 Bahrain Manama	 Bangladesh Dhaka	 Belarus Minsk	 Belgium Brussels	 Benin Cotonou	 Bolivia Sucre	 Bosnia and Herzegovina Sarajevo	 Brazil Brasília	 Bulgaria Sofia	 Burkina Faso Ouagadougou	 Burundi Gitega	 Cambodia Phnom Penh	 Cameroon Yaoundé	 Canada Ottawa	 Cape Verde Praia	 Chad N'Djamena	 Chile Santiago	 China Beijing	 Colombia Bogotá	 Costa Rica San José	 Croatia Zagreb	 Cuba Havana	 Cyprus Nicosia	 Czech Republic Prague	 Denmark Copenhagen	 Djibouti Djibouti	 Dominica Roseau	 Dominican Republic Santiago	 Ecuador Quito	 Egypt Cairo	 El Salvador San Salvador	 Equatorial Guinea Malabo	 Eritrea Asmara	 Estonia Tallinn	 Ethiopia Addis Ababa	 Fiji Suva	 Finland Helsinki	 France Paris	 Gabon Libreville	 Gambia Banjul	 Germany Berlin	 Ghana Accra	 Greece Athens	 Guatemala Guatemala City	 Guinea Conakry	 Guinea-Bissau Bissau	 Guyana Georgetown	 Haiti Port-au-Prince	 Honduras Tegucigalpa	 Hungary Budapest	 Iceland Reykjavik	 India New Delhi	 Indonesia Jakarta	 Iran Tehran	 Iraq Baghdad	 Israel Jerusalem	 Italy Rome	 Ivory Coast Yamoussoukro	 Jamaica Kingston	 Japan Tokyo	 Jordan Amman	 Kazakhstan Astana	 Kenya Nairobi	 Kiribati Tarawa	 Kuwait Kuwait City	 Kyrgyzstan Bishkek	 Laos Vientiane	 Latvia Riga	 Lebanon Beirut	 Lesotho Maseru	 Liberia Monrovia	 Lithuania Vilnius	 Luxembourg Luxembourg City	 Madagascar Antananarivo	 Malawi Lilongwe	 Malaysia Kuala Lumpur	 Mali Bamako	 Malta Valletta	 Marshall Islands Majuro	 Mauritania Nouakchott	 Mauritius Port Louis	 Mexico Mexico City	 Micronesia Palikir	 Moldova Chișinău	 Monaco Monaco	 Mongolia Ulaanbaatar	 Montenegro Podgorica	 Morocco Rabat	 Mozambique Maputo	 Myanmar Nay Pyi Taw	 Namibia Windhoek	 Nepal Kathmandu	 Netherlands Amsterdam	 New Zealand Wellington	 Nicaragua Managua	 Niger Niamey	 Nigeria Abuja	 North Macedonia Skopje	 Norway Oslo	 Oman Muscat	 Pakistan Islamabad	 Panama Panama City	 Papua New Guinea Port Moresby	 Paraguay Asunción	 Peru Lima	 Philippines Manila	 Poland Warsaw	 Portugal Lisbon	 Romania Bucharest	 Russia Moscow	 Rwanda Kigali	 Saudi Arabia Riyadh	 Senegal Dakar	 Serbia Belgrade	 Sierra Leone Freetown	 Singapore Singapore	 Slovakia Bratislava	 Slovenia Ljubljana	 South Africa Cape Town	 South Korea Seoul	 Spain Madrid	 Sri Lanka Colombo	 Sudan Khartoum	 Sweden Stockholm	 Switzerland Bern	 Taiwan Taipei	 Tajikistan Dushanbe	 Tanzania Dodoma	 Thailand Bangkok	 Timor-Leste Dili	 Togo Lomé	 Tonga Nuku'alofa	 Trinidad and Tobago Port of Spain	 Tunisia Tunis	 Turkey Ankara	 Turkmenistan Ashgabat	 Tuvalu Fakaofo	 Uganda Kampala	 Ukraine Kyiv	 United Arab Emirates Abu Dhabi	 United Kingdom London	 United States of America Washington, D.C.	 Uruguay Montevideo	 Uzbekistan Tashkent	 Vanuatu Port Vila	 Venezuela Caracas	 Vietnam Hanoi	 Wales Cardiff	 West Bank Ramallah	 Yemen Sana'a	 Zambia Lusaka	 Zimbabwe Harare
--	--	---	--	---	--	---	--	--	---	--	--	---	--	---	---	---	---	--	--	--	---	--	---	--	--	--	---	---	---	--	---	--	---	--	---	---	---	---	---	--	--	--	---	--	---	--	--	--	---	--	---	---	--	--	--	---	--	--	--	---	---	---	---	--	--	--	--	--	---	--	---	---	---	--	--	--	---	--	--	--	---	--	---	---	---	---	--	---	---	--	--	--	--	---	--	--	---	---	---	--	---	---	--	---	--	---	--	---	---	--	--	---	---	---	--	---	---	---	---	---	---	---	---	---	---	---	--	--	---	--	---	--	--	--	---	---	---	--	--	---	--	---	---	---	---	--	--	--	--	---	---	--	---	---	---	---	---	--	--	---	---

## ck,e,u,r,h,b Read and Race




### Instructions


1. Roll the dice.
2. Sound out to blend the word you land on.
3. Who will finish first?



# HANDA'S SURPRISE



I wonder which fruit she'll like best?




Will she like the soft yellow...



or the sweet-smelling...



Will she like the round juicy...



or the ripe red...



Will she like the spiky-leaved...



the creamy green...



Which fruit will Akeyo like best?

"I've bought you a ..."



"Hello, Akeyo"

"That is a..."

"My favourite"



TANGERINES